

**EKJUT**  
**E-303, Yamuna Apartments, Alaknanda, New Delhi - 110 019**  
**BALANCE SHEET AS AT 31ST, MARCH, 2015**

<b>FOREIGN PROJECTS</b>	<b>Amount (Rs)</b>		
	<b>SCHEDULE</b>	<b>F.Y.2014-15</b>	<b>F.Y.2013-14</b>
<b>SOURCES OF FUNDS</b>			
<b>I. FUND BALANCES:</b>			
a.General Fund	[01]	67,27,126	25,95,578
b. Corpus Fund	[02]	31,46,810	25,46,810
c. Asset Fund	[03]	44,23,971	51,04,871
		1,42,97,907	1,02,47,260
<b>II. LOAN FUNDS:</b>			
a. Secured Loans		-	-
b. Unsecured Loans		-	-
		-	-
<b>TOTAL Rs.</b>	<b>[ I + II ]</b>	<b>1,42,97,907</b>	<b>1,02,47,260</b>
<b>APPLICATION OF FUNDS</b>			
<b>I. FIXED ASSETS</b>			
Gross Block	[04]	1,16,25,241	1,12,96,231
Less: Accumulated Depreciation		72,01,270	61,91,360
Net Block		44,23,971	51,04,871
<b>II. INVESTMENTS</b>			
	[05]	2,31,62,057	1,55,86,677
<b>III. CURRENT ASSETS, LOANS &amp; ADVANCES:</b>			
a. Loans & Advances	[06]	6,19,986	7,77,369
b. Other Current Assets	[07]	36,60,098	8,00,061
c. Cash & Bank Balance	[08]	48,22,559	65,87,701
	<b>A</b>	91,02,643	81,65,131
<b>Less: CURRENT LIABILITIES &amp; PROVISIONS:</b>			
a. Unspent Grant Balance	[09]	2,08,09,948	1,52,20,361
b. Current Liabilities	[10]	15,80,817	33,89,060
	<b>B</b>	2,23,90,764	1,86,09,420
<b>NET CURRENT ASSETS</b>	<b>[ A - B ]</b>	(1,32,88,121)	(1,04,44,289)
<b>TOTAL Rs.</b>	<b>[I+II+III]</b>	<b>1,42,97,907</b>	<b>1,02,47,260</b>

Significant Accounting Policies and Notes to Accounts [27]

The schedules referred to above form an Integral part of the Balance Sheet.

**S. SAHOO & CO.**  
Chartered Accountants

CA. SUBHJIT SAHOO, FCA, LL.M.

Partner

IM No. 057426

Firm No. 322952E

Place: New Delhi

Date: 04.08.2015



For & on behalf  
EKJUT

[Dr. P K Tripathy]  
Secretary

[CMA Rajesh Kumar Sinha]  
Head (Finance & Accounts)



EKJUT

E-303, Yamuna Apartments, Afaknanda, New Delhi - 110 019

**INCOME & EXPENDITURE ACCOUNT FOR THE YEAR ENDED 31/03/2015**


FOREIGN PROJECTS	Amount (Rs)		
	SCHEDULE	F.Y.2014-15	F.Y.2013-14
<b>I. INCOME</b>			
Grants	[11]	4,45,93,182	4,10,91,685
Donation		55,413	83,228
Interest on Saving Bank Accounts		11,349	-
Interest on Fixed Deposits		9,14,200	7,39,627
Other Income		41,22,631	-
<b>TOTAL Rs.</b>	<b>I</b>	<b>4,96,96,776</b>	<b>4,19,14,540</b>
<b>II. EXPENDITURE</b>			
Saving Maternal & Newborn Lives in Rural Areas	[12]	1,42,63,760	1,96,93,163
Improving Nutritional Outcomes among women & Children in rural areas	[13]	2,12,07,679	1,88,25,474
Improving Health indicators for rural poor: "Initiative for transparent and accountable governance systems in Jharkhand"	[14]	16,27,935	3,76,947
Improving services for homeless people in Jharkhand.	[15]	52,86,451	12,53,507
Securing Tribal Livelihoods in Orissa	[16]	21,89,757	9,24,994
Scholarship Programme Expenses		17,600	17,600
Adminstration & Other Programme Expenses	[17]	3,72,046	32,819
Depreciation	[04]	10,71,393	11,37,166
Depreciation transferred to Asset Fund	[04]	10,71,393	11,37,166
<b>TOTAL Rs.</b>	<b>II</b>	<b>4,49,65,228</b>	<b>4,11,24,504</b>
<b>III. EXCESS OF INCOME OVER EXPENDITURE</b>	<b>[I - II]</b>	<b>47,31,547</b>	<b>7,90,036</b>
<b>IV. EXCESS OF INCOME OVER EXPENDITURE TRANSFERRED TO GENERAL FUND</b>		<b>47,31,547</b>	<b>7,90,036</b>

Significant Accounting Policies and Notes to Accounts [27]

The schedules referred to above form an Integral part of the Income & Expenditure Account.

For & on behalf :  
S.SAHOO & CO.  
Chartered Accountants

[CA. SUBHJIT SAHOO, FCA, LL.B.]  
Partner  
MM No. 057426  
Firm No. 322952E



For & on behalf :  
EKJUT

[Dr. P K Tripathy]  
Secretary

[CMA Rajesh Kumar Sinha]  
Head (Finance & Accounts)



Place : New Delhi  
Date : 04.08.2015

\* Interest Earned on Foreign Grant Funds ( Rs. 526,248) i.e. Interest on Fixed Deposit (Rs.479,504) and Saving Bank Interest (Rs. 46,744) has been allocated to the grants fund. Refer to Schedule 10

\* Disclosure for the compliance of Rule-5 of FCR Rules 2011 has been made vide Schedule No - 11A & 11B.

**EKJUT**  
E-303, Yamuna Apartments, Alaknanda, New Delhi - 110 019

**RECEIPTS & PAYMENT ACCOUNT FOR THE YEAR ENDED 31/03/2015**

FOREIGN PROJECTS	Amount(Rs.)	
SCHEDULE	F.Y.2014-15	F.Y.2013-14
<b>RECEIPTS</b>		
<b>Cash &amp; Bank Balance B/f</b>		
Cash in Hand	1,07,108	1,01,135
Cash at Bank	64,80,593	15,72,666
	65,87,701	16,73,801
Grants	[18] 4,68,88,906	5,78,41,919
Donation	55,413	83,228
Interest on Saving Bank Accounts	58,093	-
Interest on Fixed Deposits	9,54,041	3,50,675
Other Receipts	[19] 8,63,700	65,681
Loans & Advances Received	3,87,301	-
<b>TOTAL Rs.</b>	<b>5,57,95,155</b>	<b>6,00,15,304</b>
<b>PAYMENT</b>		
Saving Maternal & Newborn Lives in Rural Areas	[20] 1,36,99,173	2,09,18,706
Improving Nutritional Outcomes among women & Children in rural areas	[21] 2,08,63,389	1,81,42,345
Improving Health indicators for rural poor: "Initiative for transparent and accountable governance systems in Jharkhand"	[22] 16,51,560	3,52,197
Improving services for homeless people in Jharkhand	[23] 50,24,851	12,53,507
Securing Tribal Livelihoods in Orissa	[24] 22,12,960	8,95,234
Scholarship Programme Expenses	17,600	17,600
Administration & Other Programme Expenses	[25] 3,67,346	98,500
Fixed Deposit Made During The Year (Net)	71,35,717	1,14,36,872
Loans & Advances Paid	-	3,12,643
<b>Cash &amp; Bank Balance c/d</b>		
Cash in Hand	30,435	1,07,108
Cash at Bank	47,92,125	64,80,593
	48,22,559	65,87,701
<b>TOTAL Rs.</b>	<b>5,57,95,155</b>	<b>6,00,15,304</b>

Significant Accounting Policies and Notes to Accounts [27]

The schedules referred to above form an Integral part of the Receipts & Payment Account.

For & on behalf:

**S.SAHOO & CO.**

Chartered Accountants

[CA.SUBHJIT SAHOO, FCA,LLB]

Partner

MM No. 057426

Firm No. 322952E

Place :New Delhi

Date : 04.08.2015



For & on behalf:


**EKJUT**

[Dr. P K Tripathy]

Secretary

[CMA Rajesh Kumar Sinha]

Head (Finance & Accounts)



**EKJUT**

E-303, Yamuna Apartments, Alaknanda, New Delhi - 110 019

<b>FOREIGN PROJECTS</b>	<b>Amount (Rs.)</b>	
<b>Schedules forming part of Balance Sheet</b>		
	<b>F.Y.2014-15</b>	<b>F.Y.2013-14</b>

**SCHEDULE [01] : GENERAL FUND**

Opening Balance	25,95,578	18,07,413
Less: Transferred to Corpus Fund	6,00,000	
Add: Excess of Income Over Expenditure transferred from Income & Expenditure Account	47,31,548	7,90,037
Less: Grant receivable written off	-	1,872
<b>TOTAL Rs.</b>	<b>67,27,126</b>	<b>25,95,578</b>

**SCHEDULE [02] : CORPUS FUND**

Opening Balance	25,46,810	25,46,810
Add: Transferred from General Fund	6,00,000	-
<b>TOTAL Rs.</b>	<b>31,46,810</b>	<b>25,46,810</b>

**SCHEDULE [03] : ASSET FUND**

Opening Balance	51,04,872	32,74,860
Add: Assets Purchased During The Year	4,13,935	29,67,177
Less: Depreciation Charged out of Grant asset and transferred from Income & Expenditure Account	10,71,393	11,37,166
Less: Assets sale/written off	23,443	-
<b>TOTAL Rs.</b>	<b>44,23,971</b>	<b>51,04,872</b>

**SCHEDULE [05] : INVESTMENTS**

**Out of Foreign Funds:-**

Fixed Deposits with State Bank of India

**Corpus Fund FD**

FD A/c 32599202791	20,63,102	20,63,102
FD A/c 30681392306	-	94,800
FD A/c 33187621055	4,39,820	4,39,820
FD A/c 30768233836	32,597	32,597
FD A/c 34087512614	1,50,000	-

**General Fund FD**

FD A/c 33108971160	-	10,00,000
FD A/c 33682291533	-	8,00,000
FD A/c 30766527125	-	1,00,000
FD A/c 33679730859	-	17,00,000
FD A/c 33679651729	8,00,000	8,00,000
FD A/c 33608112655	-	7,00,000
FD A/c 33608098231	-	8,50,000
FD A/c 33608309662	-	17,00,000
FD A/c 33608118078	-	7,20,000
FD A/c 33608103264	-	7,20,000
FD A/c 33608100671	-	9,00,000
FD A/c 33608099483	-	7,50,000
FD A/c 33608121976	-	8,35,483
FD A/c 33608107510	-	8,50,000
FD A/c 33837274761	3,00,000	-
FD A/c 34532912919	8,00,000	-
FD A/c 34818686395	5,00,000	-
FD A/c 34819891948	20,00,000	-
FD A/c 34306447767	50,00,000	-
FD A/c 34495161959	5,00,000	-
FD A/c 34495165513	5,00,000	-
FD A/c 34495174050	5,00,000	-



FD A/c 34495195515	20,00,000	-
FD A/c 34508090917	20,00,000	-
FD A/c 34508101580	20,00,000	-
FD A/c 34508809614	20,00,000	-
FD A/c 34807643954	10,00,000	-
FD A/c 34827958383	10,00,000	-
FD A/c 34306450860	5,00,000	-
FD A/c 34528978716	14,00,000	-
FD A/c 34835816868	4,00,000	-
SBI (Sweep A/c No- 4365488885)	3,06,000	-
Accrued Interest	9,70,538	5,30,875
<b>TOTAL Rs.</b>	<b>2,31,62,057</b>	<b>1,55,86,677</b>

**SCHEDULE [06] : LOANS AND ADVANCES**

**Unsecured, consider good, unless until stated otherwise.**

Advance to Project Staff towards Field/Project Expenses	2,43,764	2,55,827
Advance to Vendors/Suppliers	-	1,65,760
Amount Receivable Towards Reimbursement of Expenses	150	35,619
Inter Project Transferred	3,76,072	3,20,163
<b>TOTAL Rs.</b>	<b>6,19,986</b>	<b>7,77,369</b>

**SCHEDULE [07] : OTHER CURRENT ASSETS**

**Security Deposit Towards :-**

Office Premises (Including Field Offices)	1,01,400	96,400
Electricity	13,947	11,467
Telephone	2,600	1,200
TDS Recoverable	3,60,140	2,76,599

**Grant Receivable**

**Project Funded By University College London - ESRC**

Project :- "Socio- Economic inequalities and building evidence to Support equitable improvement in maternal and new born health in Asia"	-	4,14,395
--	---	----------

**Project Funded by Project Concern International**

"Project Parivartan-Empowering and Mobilising Communities for Sustainable Improvements in Health Outcomes in Bihar"	3,58,931	-
---	----------	---

**Project Funded By University College of London &**

**UK Medical Research Council, UK and Public Health Foundation of India, India**

"Community Intervention to Improve Growth among Children under Two in Rural"	15,52,841	-
--	-----------	---

**Project Funded By Caritas India & Christian Aid U.K**

"Improving Maternal Newborn Child Health and Nutrition through Empowerment of Indigenous Communities Through Two Complementary Community process in 4 Blocks of Gumla District, Jharkhand "	6,68,264	-
---	----------	---

**Project Funded by Caritas India & Christian Aid U.K**

"Campaign for improving nutritional outcomes in Jharkhand "	21,531	-
---	--------	---

**Save The Children**

"Strengthening Maternal, New Born Child Health and Nutrition (MNCHN) Services in India "	5,80,445	-
--	----------	---

**Save The Children**

"Strengthening Maternal, New Born Child Health and Nutrition (MNCHN) Services in India "	5,80,445	-
--	----------	---

<b>TOTAL Rs.</b>	<b>36,60,098</b>	<b>8,00,061</b>
------------------	------------------	-----------------

**SCHEDULE [08] : CASH & BANK BALANCE**

Cash in hand	30,435	1,07,108
--------------	--------	----------

**Cash at Bank:**

FCRA A/c - SBI (A/c No - 11091849412)	30,42,933	41,54,049
---------------------------------------	-----------	-----------

**Sub FC A/c\***

SBI (CA A/c No - 30766851107)	3,56,824	18,63,785
-------------------------------	----------	-----------

SBI (CA A/c No - 30914223675)	40,374	63,969
-------------------------------	--------	--------

SBI (SB A/c No - 33738983588)	11,50,019	3,98,791
-------------------------------	-----------	----------

SBI (SB A/c No - 33986196393)	82,106	-
-------------------------------	--------	---

Axis Bank (A/c No-914010027619312)	1,19,870	-
------------------------------------	----------	---

<b>TOTAL Rs.</b>	<b>48,22,559</b>	<b>65,87,701</b>
------------------	------------------	------------------



\* As Permitted under Rule 9(1)(e) of the FCR Rules 2011, Organisation has opened 2 Bank Accounts for different projects at Ranchi & Chakradharpur and the intimation of the same has been furnished to MHA within the stipulated time period.

**SCHEDULE [09] : UNSPENT GRANT BALANCE****Projects Funded By University College London - BLFSG**

Project :- "Improving Maternal and Child Health in Rural Areas of Jharkhand and Orissa: Through Empowerment of Tribal Communities :-

Unspent Grant Balance at the Beginning of Period	3,69,973	-
Add :-Grant Received During The Year	-	1,82,52,053
Add: Grant Receivable at the Beginning of the Year	-	81,02,622
Less :- Grant Utilised during the Year	2,35,600	97,79,459
	<u>1,34,373</u>	<u>3,69,973</u>

"Dissemination of findings-Saving maternal and newborn Lives:JOHAR STUDY"

Unspent Grant Balance at the Beginning of Period	1,96,909	1,96,909
	<u>1,96,909</u>	<u>1,96,909</u>

**Project Funded By University College London - Rushton**

Project :-" Empowerment, Food, Infection Control and Stimulation: an Intervention to improve children's growth and development in rural India

Unspent Grant Balance at the Beginning of Period	16,38,430	47,09,002
Less :- Grant Utilised during the Year	3,46,588	30,70,572
	<u>12,91,842</u>	<u>16,38,430</u>

**Project Funded by Caritas India & Christian Aid U.K**

Project :-"Improving Maternal Newborn Child Health and Nutrition through Empowerment of Indigenous Communities Through Two Complementary Community process in 4 Blocks of Gumla District"

Unspent Grant Balance at the Beginning of Period	76,105	5,13,906
Add :-Grant Received During The Year	34,47,577.00	33,29,514
Less :- Grant Utilised during the Year	41,91,945	37,67,316
Add: Grant Receivable at the end of the Year	6,68,264	-
	<u>-</u>	<u>76,105</u>

**Project Funded By University College London - ESRC**

Project :-"Socio- Economic inequalities and building evidence to Support equitable improvement in maternal and new born health in Asia"

Add :-Grant Received During The Year	17,45,288	5,86,160
Add: Grant Receivable at the end of the Year	-	4,14,395
Less: Grant Receivable at the Beginning of the Year	4,14,395	1,37,169
Less :- Grant Utilised during the Year	9,55,805	7,82,958
Less: Expenditure Receivable	-	80,428
	<u>3,75,088</u>	<u>-</u>

**Project Funded By University College London - WT**

Project :-"Population Science for maternal and Child Survival"

Unspent Grant Balance at the Beginning of Period	9,88,824	2,08,273
Add :-Grant Received During The Year	1,88,81,662	97,49,129
Less :- Grant Utilised during the Year	83,62,383	89,68,577
	<u>1,15,08,104</u>	<u>9,88,824</u>

**Project Funded By Health Foundation**

Project :-"Improving Maternal & Newborn Health Project"

Unspent Grant Balance at the Beginning of Period	4,62,948	4,62,948
	<u>4,62,948</u>	<u>4,62,948</u>

**Project Funded By University College London - BvLF**


Project :-" Women's group activities and their potential to Affect child Development and child protection outcomes"

Unspent Grant Balance at the Beginning of Period	63,673	3,177
Add :-Grant Received During The Year	5,48,669	1,92,716
Less :- Grant Utilised during the Year	-	1,32,220
	<u>6,12,342</u>	<u>63,673</u>

**Project Funded By LEAD INDIA**

Project :-"Securing Tribal Livelihoods in Orissa"

Unspent Grant Balance at the Beginning of Period	5,97,754	54,554
Add :-Grant Received During The Year	16,23,729	14,68,194
Less :- Grant Utilised during the Year	21,89,757	9,24,994
	<u>31,726</u>	<u>5,97,754</u>



**Scholarship Programme Fund**

Unspent Grant Balance at the Beginning of Period	209,581	227,181
Less :- Grant Utilised during the Year	17,600	17,600
	<u>191,981</u>	<u>209,581</u>

**Project Funded By University College of London &  
UK Medical Research Council, UK and Public Health  
Foundation of India, India**

"Community Intervention to Improve Growth among Children under Two in Rural"

Unspent Grant Balance at the Beginning of Period	244,268	-
Add :-Grant Received During The Year	10,466,000	6,898,372
Add: Grant Receivable at the end of the Year	1,552,841	-
Less :- Grant Utilised during the Year	12,263,109	6,654,104
	<u>-</u>	<u>244,268</u>

**Project Funded by Caritas India & Christian Aid U.K**

"Campaign for improving nutritional outcomes in Jharkhand "

Unspent Grant Balance at the Beginning of Period	135,919	-
Add :-Grant Received During The Year	1,984,047	2,348,065
Add: Grant Receivable at the end of the Year	21,531	-
Less :- Grant Utilised during the Year	2,141,497	2,212,146
	<u>-</u>	<u>135,919</u>

**Project Funded by Save the Children**

"Strengthening Maternal, New Born Child Health and Nutrition (MNCHN) Services in India "

Unspent Grant Balance at the Beginning of Period	205,840	-
Add :-Grant Received During The Year	3,298,123	-
Add: Grant Receivable at the end of the Year	580,445	3,357,125
Less :- Grant Utilised during the Year	4,084,408	3,151,285
	<u>-</u>	<u>205,840</u>

**Project Funded by Welthungerhilfe(WHH)**

"Initiative for transparent and accountable governance systems in Jharkhand"

Add: Opening Unspent Balance	376,844	-
Add :-Grant Received During The Year	2,370,690	753,791
Add: Interest Received During the Year	38,690	-
Less :- Grant Utilised during the Year	1,627,935	376,947
	<u>1,158,289</u>	<u>376,844</u>

**Project Funded by Oak Foundation**

"Right to the city: Assuring services to the poor and homeless; Food & nutrition services"

Add: Opening Unspent Balance	9,653,293	-
Add :-Interest Received During The Year	479,504	10,906,800
Less :- Grant Utilised during the Year	5,286,451	1,253,507
	<u>4,846,346</u>	<u>9,653,293</u>

**Project Funded by Project Concern International**

"Project Parivartan-Empowering and Mobilising Communities for Sustainable Improvements in Health Outcomes in Bihar"


Add :-Grant Received During The Year	2,523,121	-
Add: Interest Earned During the Year	8,054	-
Add: Grant Receivable at the end of the Year	358,931	-
Less :- Grant Utilised during the Year	2,890,106	-
	<u>2,000</u>	<u>507,451</u>

**TOTAL Rs.**

**20,809,948                      15,220,361**


**SCHEDULE [10] : CURRENT LIABILITIES\***

Staffs Medical Emergencies, Maternity Benefit and Staff Separation Benefit	1,510,881	2,852,459
Salary Payable to Staff	12,600	24,750
Taxes payable	9,725	4,400
Expenses payable to Staff	45,611	-
<b>Expenses Payable</b>		
Other Expenses Payable	2,000	507,451
<b>TOTAL Rs.</b>	<b>1,580,817</b>	<b>3,389,060</b>



\*out of the total liability of Rs. 1,580,817 liability to the extent of Rs. 67,886 is borne by the Government of Bihar as on the date of Signing of Balance Sheet.

FOREIGN PROJECTS	Amount (Rs.)	
Schedules forming part of Income & Expenditure Account		
	F.Y.2014-15	F.Y.2013-14
<b>SCHEDULE [11] : GRANTS</b>		
Opening Balance of Unspent Grant	[ A ] 1,52,20,360	63,75,950
<b>Add: Grant Received During the year</b>	[ B ]	
<b>University College London - BLFSG*</b>	-	1,82,52,053
Project :- "Improving Maternal and Child Health in Rural Areas of Jharkhand and Orissa: Through Empowerment of Tribal Communities"		
<b>Project Funded By University College London - WT</b>		
Project :- "Population Science for maternal and Child Survival"	1,88,81,662	97,49,129
<b>Caritas India &amp; Christian Aid UK - PACS</b>		
Project :- "Improving Maternal Newborn Child Health and Nutrition through Empowerment of Indigenous Communities Through Two Complementary Community process in 4 Blocks of Gumla District"		
<b>University College London - ESRC</b>	34,47,577	33,29,514
Project :- "Socio- Economic inequalities and building evidence to Support equitable improvement in maternal and new born health in Asia"		
<b>University College London - BvLF</b>	17,45,288	5,86,160
Project :- "Women's group activities and their potential to Affect child Development and child protection outcomes"		
<b>Lead India</b>	5,48,669	1,92,716
Project : "Securing Tribal Livelihoods in Orissa"		
<b>University College of London &amp; UK Medical Research Council, UK</b>	16,23,729	14,68,194
<b>Public Health Foundation of India, India</b>		
"Community Intervention to Improve Growth among Children under Two in Rural"	1,04,66,000	68,98,372
<b>Caritas India &amp; Christian Aid U.K</b>		
"Campaign for improving nutritional outcomes in Jharkhand "	19,84,047	23,48,065
<b>Save the Children</b>		
"Strengthening Maternal, New Born Child Health and Nutrition (MNCHN) Services in India "	32,98,123	33,57,125
<b>Welthungerhilfe(WHH)</b>		
"Initiative for transparent and accountable governance systems in Jharkhand"	23,70,690	7,53,791
<b>Oak Foundation</b>		
"Right to the city: Assuring services to the poor and homeless; Food & nutrition services"	-	1,09,06,800
<b>Project Funded by Project Concern International</b>		
"Project Parivartan-Empowering and Mobilising Communities for Sustainable Improvements in Health Outcomes in Bihar"	25,23,121	-
	[ A+B ]	
	6,21,09,266	6,42,17,869
Add: Interest on Grant Income	5,26,248	-
Add: Grant Receivable at the end of the Year	31,82,011	4,16,267
	6,58,17,525	6,46,34,135
Less: Grant Unspent at the end of the Year	2,08,09,948	1,52,20,361
Less: Grant Receivable at the Beginning of the Year	4,14,395	82,41,662
Less: Expenses receivable during last year	-	80,428
Less: Grant transferred to Other Fund	-	-
<b>TOTAL Rs.</b>	4,45,93,182	4,10,91,685
<b>SCHEDULE [12] : Other Income</b>		
Support Income From Projects	40,97,631	-
Sale of Fixed Assets	25,000	-
<b>TOTAL Rs.</b>	41,22,631	-







**EKJUT**

E-303, Yamuna Apartments, Alaknanda, New Delhi - 110 019

FOREIGN PROJECTS	Amount (Rs.)	
	F.Y.2014-15	F.Y.2013-14
<b>Schedules forming part of Income &amp; Expenditure Account</b>		
<b>SCHEDULE [12] : Saving Maternal &amp; Newborn Lives in Rural Areas</b>		
<b>Projects Funded By University College London - BLFSG</b>		
Improving Maternal and Child Health in Rural Areas of Jharkhand and Orissa: Through Empowerment of Tribal Communities	-	91,82,175
Johar Study	-	2,66,744
"Dissemination of findings-Saving maternal and Newborn lives: The Ekjut Study" "POSHAN"	-	3,30,540
<b>Project Funded By Caritas India &amp; Christian Aid U.K</b>		
Improving Maternal Newborn Child Health and Nutrition through Empowerment of Indigenous Communities Through Two Complementary Community process in 4 Blocks of Gumla District, Jharkhand (Schedule 12.1)	41,91,945	37,67,316
<b>Project Funded by Caritas India &amp; Christian Aid U.K</b>		
"Campaign for improving nutritional outcomes in Jharkhand "(Schedule 12.2)	21,41,497	22,12,146
<b>Project Funded by Save the Children</b>		
"Strengthening Maternal, New Born Child Health and Nutrition (MNCHN) Services in India "(S	40,84,408	31,51,285
<b>Project Funded By University College London - ESRC</b>		
Socio- Economic inequalities and building evidence to support Equitable improvement in maternal and new born health In Asia (Schedule 12.4)	9,55,805	7,82,958
<b>Project Funded by Project Concern International</b>		
"Project Parivartan-Empowering and Mobilising Communities for Sustainable Improvements in Health Outcomes in Bihar" (Schedule 12.5)	28,90,106	-
<b>TOTAL Rs.</b>	<b>1,42,63,760</b>	<b>1,96,93,163</b>
<b>SCHEDULE [13] : Improving Nutritional Outcomes Among Women &amp; Children in Rural Areas</b>		
<b>Project Funded By University College London - Rushton</b>		
Empowerment, Food, Infection Control and Stimulation: an Intervention to improve children's growth and development in Rural India(Schedule 13.1)	3,46,588	30,70,572
<b>Project Funded By University College of London &amp; UK Medical Research Council, UK and Public Health Foundation of India, India</b>		
"Community Intervention to Improve Growth among Children under Two in Rural"(Schedule 1:	1,22,63,109	66,54,104
<b>Project Funded By University College London - WT</b>		
Population Science for maternal and Child Survival (Schedule 12.3)	83,62,383	89,68,577
<b>Project Funded By University College London - BvLF</b>		
Women's group activities and their potential to affect child Development and child protection ou	2,35,600	1,32,220
<b>TOTAL Rs.</b>	<b>2,12,07,679</b>	<b>1,88,25,474</b>
<b>SCHEDULE [14] : Improving Health indicators for rural poor: "Initiative for transparent and accountable governance systems in Jharkhand"</b>		
<b>Project Funded by Welthungerhilfe(WHH)</b>		
"Initiative for transparent and accountable governance systems in Jharkhand"(Schedule 14.1)	16,27,935	3,76,947
<b>TOTAL Rs.</b>	<b>16,27,935</b>	<b>3,76,947</b>
<b>SCHEDULE [15] :Improving services for homeless people in Jharkhand</b>		
<b>Project Funded by Oak Foundation</b>		
"Right to the city: Assuring services to the poor and homeless; Food & nutrition services"(Sche	52,86,451	12,53,507
<b>TOTAL Rs.</b>	<b>52,86,451</b>	<b>12,53,507</b>
<b>SCHEDULE [16] :Securing Tribal Livelihoods in Orissa</b>		
<b>Project Funded By LEAD INDIA</b>		
Securing Tribal Livelihoods in Orissa (Schedule 16.1)	21,89,757	9,24,994
<b>TOTAL Rs.</b>	<b>21,89,757</b>	<b>9,24,994</b>
<b>SCHEDULE [17] : Administrative &amp; Other Programmes Expenses</b>		
Medical Treatment Related Expenses - Community/Staff	1,21,617	10,318
Personnel Cost	2,14,325	4,488
Office Running Cost	36,104	18,013
<b>TOTAL</b>	<b>3,72,046</b>	<b>32,819</b>



FOREIGN PROJECTS	Amount (Rs.)	
	F.Y.2014-15	F.Y.2013-14
<b>SCHEDULE [18] : GRANTS*</b>		
<b>University College London - BLFSG</b>	-	1,82,52,053
Project :- "Improving Maternal and Child Health in Rural Areas of Jharkhand and Orissa: Through Empowerment of Tribal Communities"		
<b>University College London - Welcome Trust</b>	1,88,81,662	97,49,129
Project :- "Population Science for maternal and Child Survival"		
<b>Caritas India &amp; Christian Aid UK - PACS</b>	34,47,577	33,29,514
Project :-" Improving Maternal Newborn Child Health and Nutrition through Empowerment of Indigenous Communities Through Two Complementary Community process in 4 Blocks of Gumla District"		
<b>University College London - ESRC</b>	17,45,288	5,86,160
Project :- "Socio- Economic inequalities and building evidence to Support equitable improvement in maternal and new born health in Asia"		
<b>University College London - BvLF</b>	5,48,669	1,92,716
Project :- "Women's group activities and their potential to Affect child Development and child protection outcomes"		
<b>Lead India</b>	16,23,729	14,68,194
Project : "Securing Tribal Livelihoods in Orissa"		
<b>University College of London &amp; UK Medical Research Council, UK and Public Health Foundation of India, India</b>	1,04,66,000	68,98,372.00
"Community Intervention to Improve Growth among Children under Two in Rural area"		
<b>Caritas India &amp; Christian Aid U.K</b>	19,84,047	23,48,065
"Campaign for improving nutritional outcomes in Jharkhand "		
<b>Save the Children</b>	32,98,123	33,57,125
"Strengthening Maternal, New Born Child Health and Nutrition (MNCHN) Services in India "		
<b>Welthungerhilfe(WHH)</b>	23,70,690	7,53,791
"Initiative for transparent and accountable governance systems in Jharkhand"		
<b>Oak Foundation</b>	-	1,09,06,800
"Right to the city: Assuring services to the poor and homeless; Food & nutrition services"		
<b>Project Concern International</b>	25,23,121	-
Project Parivartan-Empowering and Mobilising Communities for Sustainable Improvements in Health Outcomes in Bihar"		
<b>TOTAL Rs.</b>	<b>4,68,88,906</b>	<b>5,78,41,919</b>
*Reflects the net amount as credited in bank statement		
<b>SCHEDULE [19] : Other Receipts</b>		
Support Income From Projects	7,31,460	
Sale of Fixed Assets	25,000	
Amount Against Reimbursement	1,07,240	
<b>TOTAL Rs.</b>	<b>8,63,700</b>	<b>-</b>



EKJUT

E-303, Yamuna Apartments, Alaknanda, New Delhi - 110 019

FOREIGN PROJECTS	Amount (Rs.)	
	Schedules forming part of Receipts & Payment Account	
	F.Y.2014-15	F.Y.2013-14

**SCHEDULE [20] : Saving Maternal & Newborn Lives in Rural Areas**

**Projects Funded By University College London - BLFSG**

"Improving Maternal and Child Health in Rural Areas of Jharkhand and Orissa: Through Empowerment of Tribal Communities" 2,35,600 1,08,55,917

Johar Study - 2,66,744

"Dissemination of findings-Saving maternal and Newborn lives: The Ekjut Study"

"Poshan Study" - 3,30,540

**Project Funded By Caritas India & Christian Aid U.K**

"Improving Maternal Newborn Child Health and Nutrition through Empowerment of Indigenous Communities Through Two Complementary Community process in 4 Blocks of Gumla District, Jharkhand " 41,91,945 37,67,316

**Project Funded by Caritas India & Christian Aid U.K**  
"Campaign for improving nutritional outcomes in Jharkhand "

20,53,497 22,12,146

**Project Funded by - Save the Children**

"Strengthening Maternal, New Born Child Health and Nutrition (MNCHN) 40,76,708 31,51,285

**Project Funded By University College London - ESRC**

"Socio- Economic inequalities and building evidence to support Equitable improvement in maternal and new born health in Asia" 3,45,903 3,34,758

**Project Concern International**

Project Parivartan-Empowering and Mobilising Communities for Sustainable Improvements in Health Outcomes in Bihar" 27,95,521 -

**TOTAL Rs.**

**1,36,99,173 2,09,18,706**

**SCHEDULE [21] : Improving Nutritional Outcomes Among Women & Children in Rural Areas**

**Project Funded By University College London - Rushton**

"Empowerment, Food, Infection Control and Stimulation: an Intervention to improve children's growth and development in Rural India " 4,51,188 30,70,572

**Project Funded By University College of London & UK Medical Research Council, UK and Public Health Foundation of India, India**

"Community Intervention to Improve Growth among Children under Two in Rural" 1,16,79,837 63,40,958

**Project Funded By University College London - WT**

Population Science for maternal and Child Survival 87,32,365 85,98,595

**Project Funded By University College London - BvLF**

"Women's group activities and their potential to affect child Development and child protection outcomes" - 1,32,220

**TOTAL Rs.**

**2,08,63,389 1,81,42,345**



FOREIGN PROJECTS	Amount (Rs.)	
Schedules forming part of Receipts & Payment Account		
	F.Y.2014-15	F.Y.2013-14

**SCHEDULE [22] : Improving Health indicators for rural poor: "Initiative for transparent and accountable governance systems in Jharkhand"**

**Project Funded by Welthungerhilfe(WHH)**

"Initiative for transparent and accountable governance systems in Jharkhand"

16,51,560      3,52,197

**TOTAL Rs.**

**16,51,560      3,52,197**

**SCHEDULE [23] :Improving services for homeless people in Jharkhand**

**Project Funded by Oak Foundation**

"Right to the city: Assuring services to the poor and homeless; Food & nutrition services"

50,24,851      12,53,507

**TOTAL Rs.**

**50,24,851      12,53,507**

**SCHEDULE [24] :Securing Tribal Livelihoods in Orissa**

**Project Funded By LEAD INDIA**

"Securing Tribal Livelihoods in Orissa"

22,12,960      8,95,234

**TOTAL Rs.**

**22,12,960      8,95,234**

**SCHEDULE [25] : Administrative & Other Programmed Expenses**

Medical Treatment Related Expenses - Community/Staff

1,21,617      10,318

Bank Charges

2,181      2,259

Personnel Cost

2,29,798      15,754

Office Running Cost

13,750      4,488

Reiurnbursement Expenses-SCF

-      65,681

**TOTAL**

**3,67,346      98,500**

**SCHEDULE [26] : LOANS & ADVANCES RECEIVED**

Advance from Staff

3,08,919      1,50,902

Advance to Vendors/Suppliers

89,500      -

Advance received

-      824

TDS Refund

55,909      40,440

Medical Treatment Related Expenses/Staff

3,27,197      -

**TOTAL Rs.**

**7,81,525      1,92,166**

**SCHEDULE [26] : LOANS & ADVANCES PAID**

Advance to Project Staff towards Field/Project Expenses

1,74,985      99,784

Advance to Vendors/Suppliers

-      1,77,222

TDS Recoverable

1,39,450      73,978

Security Deposit

23,880      55,000

Advance Rent

-      15,000

Reimbursement Receivable

-      35,619


Expenses Payable

-      23,520

Inter project


55,909      24,686

**3,94,224      5,04,809**



**SCHEDULE [05.1] : INVESTMENTS**

<b>Out of Foreign Funds:-</b>	<b>2014-15</b>	<b>2013-14</b>
<b>Fixed Deposits with State Bank of India</b>		
<b>Corpus Fund FD</b>		
FD A/c 32599202791	20,63,102	20,63,102
FD A/c 33187621055	4,39,820	4,39,820
FD A/c 30768233836	32,597	32,597
FD A/c 34087512614	1,50,000	-
FD A/c 30681392306	-	94,800
<b>General Fund FD</b>		
FD A/c 33679651729	8,00,000	8,00,000
FD A/c 33837274761	3,00,000.00	-
FD A/c 34532912919	8,00,000.00	-
FD A/c 34818686395	5,00,000.00	-
FD A/c 30766527125	-	1,00,000
<b>Fixed Deposit- Projects</b>		
FD A/c 33679730859	-	17,00,000
FD A/c 34819891948	20,00,000.00	-
FD A/c 34495195515	20,00,000.00	-
FD A/c 34508090917	20,00,000.00	-
FD A/c 34508101580	20,00,000.00	-
FD A/c 34306450860	5,00,000.00	-
FD A/c 34508809614	20,00,000.00	-
FD A/c 34807643954	10,00,000.00	-
FD A/c 34827958383	10,00,000.00	-
FD A/c 34306447767	10,00,000.00	-
FD A/c 34495161959	5,00,000.00	-
FD A/c 34495165513	5,00,000.00	-
FD A/c 34495174050	5,00,000.00	-
FD A/c 34528978716	14,00,000.00	-
FD A/c 34835816868	4,00,000.00	-
FD A/c 33108971160	-	10,00,000
FD A/c 33682291533	-	8,00,000
FD A/c 33608112655	-	7,00,000
FD A/c 33608098231	-	8,50,000
FD A/c 33608309662	-	17,00,000
FD A/c 33608118078	-	7,20,000
FD A/c 33608103264	-	7,20,000
FD A/c 33608100671	-	9,00,000
FD A/c 33608099483	-	7,50,000
FD A/c 33608121976	-	8,35,483
FD A/c 33608107510	-	8,50,000
SBI (Sweep A/c No- 43654888885)	3,06,000	-
Accrued Interest	9,70,538.00	-
	<b>2,31,62,057</b>	<b>1,50,55,802</b>



**EKJUT**

E-303, Yamuna Apartments, Alaknanda, New Delhi - 110 019

**Additional Schedules forming part of Income & Expenditure Account**

FOREIGN PROJECTS	Amount (Rs)	
	F.Y.2014-15	F.Y.2013-14

**SCHEDULE [12] : Saving Maternal & Newborn Lives in Rural Areas**

Project Funded by Caritas India & Christian Aid U.K

**SCHEDULE [12.1] : " Improving Maternal Newborn Child Health and Nutrition through Empowerment of Indigenous Communities Through Two Complementary Community Process in 4 Blocks of Gumla District, Jharkhand"**

**Programme Expenses**

**Personnel Cost :-**

Fees to Project Manager	3,96,000	3,60,000
Fees to MIS Manager	2,63,538	2,39,580
Stipend to Block Coordinators	4,02,710	3,66,100
Stipend to VHSC Facilitators	7,59,910	6,79,980
Stipend to Women's Group Facilitators	12,26,832	10,20,706

**Project activities**

Developing Communication Material in Local Context	7,400	76,897
Training of Field facilitators	15,707	-
Training of Womens Group Facilitators	20,016	91,469
Annual Primary Survey	22,842	-
Orientation of Facilitators on PLA/VHSNC	19,983	-
Staff orientation on PLA, ST/SC Act & PRI Members	-	1,30,021
Jan samwad at Block level	70,490	1,39,611
Orientation of PRI members on Health & Nutrition	18,286	19,578
Orientation of PRI members on Malnutrition & Social Inequities	42,870	-
Alliance Building & Networking	18,307	-
Staff orientation on Right to Food	-	19,914
Training of VHNSC on Tracking system	-	1,19,359
Printing of Questionnaire for Birth & Death Monitor	-	16,600
Documentary on Community Mobilization on Health	3,98,801	-

**Recurring Cost**

Communication	45,673	44,147
Fortnightly Review with Facilitators	25,026	23,432
Fuel & Conveyance	1,23,269	1,00,491
Printing & Stationery	21,615	27,505
Quarterly Review with Project Staff	15,000	12,081

**Administrative Expenses**

Audit Fees	-	16,000
Fees to Accountant	1,74,240	1,58,400
Insurance Charges	3,052	6,468

**Project office Running Cost**

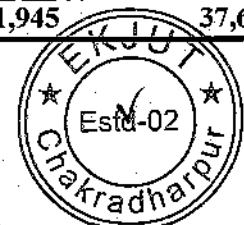
Water & Electricity	3,225	5,850
Rent & Overheads	70,828	68,391
Repair & Maintenance	26,325	21,086

**Non Recurring Expenses**

		3,650
--	--	-------

**TOTAL Rs.**

**41,91,945      37,67,316**



**Project Funded by Caritas India & Christian Aid U.K**  
**SCHEDULE [12.2] : "Campaign for improving nutritional outcomes in Jharkhand "**

**Programme Expenses**

**Personnel Cost :-**

Stipend to Growth Monitors	-	2,07,510
Fee to Project Officer	-	1,35,762
Fee to Project Manager - Nutrition Promotion	3,96,000	3,60,000
Fee to Project Officer - Nutrition Promotion	1,26,000	3,45,000

**Project activities**

Capacity Building of CSOs on Nutrition	-	34,355
Master Trainers Training on Health & ICDS	75,735	60,693
Printing of Module for PLA, Picture Cards & NC	59,566	1,04,997
Training of Master Trainers for CSOs WGM Using PLA	1,51,678	1,77,875

**Output 3**

Orientation of PRI Members	1,23,967	-
----------------------------	----------	---

**Output 4**

Organising District Level Workshops	90,572	1,80,007
Quarterly Review and Sharing Meetings	-	22,697
Study on Growth Monitoring	6,71,640	-

**Recurring Cost**

Communication	21,195	24,315
Lodging and Subsistence	32,027	42,269
Travel & Conveyance	86,783	56,687

**Administrative Expenses**

Rent & Overhead	1,31,704	93,126
Printing & Stationery	9,631	25,804

**Personnel Cost**

Fees to Accountant Cum Administrative Support	33,000	30,000
Ekjut Core Support	1,32,000	1,35,000
Non-Recurring Expenses	-	1,76,049

**TOTAL Rs.**

**21,41,497**

**22,12,146**

**Project Funded by Save the Children**

**SCHEDULE [12.3] : "Strengthening Maternal, New Born Child Health and Nutrition (MNCHN) Services in India "**

**Programme Expenses**

**Objective-1: Strengthening Training Institution, systems and mechanisms**

Development Simulators & ITES for Skill Enhance	-	94,380
Training of ASHAs on WG PLA Cycle Nutrition	1,15,725	1,23,594
Training of ASHAs on WG PLA Cycle New Born	1,27,164	1,37,499
Monthly Review Meetings with ASHAs and Others	17,865	13,876
Support to ASHAs for Conducting WG Meeting	1,08,750	87,900
Continuation for Research Studies	-	6,680
Develop Job Aids for FHWs Based on the Result	87,750	49,479
State Level TOT of BTTs on PLA NBC	-	86,021
District Level TOT of BTTs on PLA NBC	-	2,70,536
Honorarium to Birth Informant	15,580	4,000
Quarterly Review with Project Staff	14,658	1,627
Project Dissem and Advocacy	36,400	-
Followup Training for ANM	95,908	-
Snsitization Workshop for ASHA	59,383	-



**Objective 2- To increase health awareness and promote good governance through strengthened accountability at Block, District, State and National Level**

**District, State and National Level**

Media Engagement of Ensuring Accountability	-	17,370
Community Hearing Publishing and Sharing	-	35,376
Training for PRIs to Carry Out Monitoring	45,100	16,003
Training for VHSC/VPMC Members/existing community	3,523	4,396
Preparation of Job Aids	-	7,908
Jansamwad at Block Level	79,252	-
Training for Block District Level	50,845	-
Technical Assistance on 7B Roll Out	28,834	-

**Personnel Cost:-**

Stipend to VHSNC Coordinator	1,30,000	1,00,000
Stipend to VHSNC Facilitator	2,08,684	1,58,838
Stipend to Interviewers and Data Entry	1,05,200	80,000
Stipend to Coordinator Data Management	1,38,669	1,05,565
Stipend to PLA Coordinators	1,88,801	1,84,167
Stipend to Supervisor	32,199	-
Stipend to Investigator	72,000	-
Stipend to Data Inputer	5,000	-
Fees to Process Documentation Assistant	1,91,468	1,14,677
Fees to Project Officer Training & Scalling up	3,38,800	2,24,903
Fees to Project Manager	4,45,178	3,25,774
Fees to Team Leader	1,94,000	1,84,000
Fees to Project Coordinator Bundu	3,24,000	1,98,000

**Programme Support & Monitoring Cost**

Field Travel Project Coordinator	16,490	26,030
Field Travel Project Officer Training	28,746	27,618
Field Travel Project Officer Monitoring	-	635
Field Level Project Coordinator Bundu	18,426	8,070
Field Travel PLA Coordinators	-	15,187
Field Travel Coordinator Data Management	16,447	9,838
Field Travel VHSNC Coordinator	14,408	10,128
Field Travel Programme Manager	36,336	
Field Travel Team Leader	29,657	
Recurring Cost Research Team	1,23,805	

**Administrative Expenses**

Communication	61,092	40,046
Office Running Cost	1,77,770	1,45,877
Office Consumables	49,514	34,052
Local Travel Administrative Assistant	13,899	8,580
Fees to Accountant	65,000	50,000
Fees to Administrative Assistant	1,19,000	91,666
Non Recurring Expenses	53,083	50,989

**TOTAL Rs.**

**40,84,408**

**31,51,285**





**Project Funded By University College of London-ESRC**  
**SCHEDULE [12.04] : "Socio- Economic inequalities and**  
**building evidence to support Equitable improvement in**  
**maternal and new born health in Asia "**

**Programme Expenses**

Travelling Cost	28,708	1,600
Fees to Junior Researcher		2,00,600
Salary to Senior Researcher	3,16,911	2,09,703
Dissemination Workshop Kathmandu	3,13,981	

**Administrative Expenses**

Administrative Cost		-
Bank Charges	3,214	1,303
Over Head Cost	2,03,401	2,60,193
Salary Cost	89,590	1,09,559

**TOTAL Rs.**

**9,55,805 7,82,958**

**Project Funded By Project Concern International**  
**SCHEDULE [12.05] : "Project Parivartan-Empowering and**  
**Mobilising Communities for Sustainable Improvements in**  
**Health Outcomes in Bihar"**

**Programme Expenses**

Training to Sahelis on PLA	7,48,862	-
Cross visit of Implementation Team to Ekjut Site	42,137	-
Development and Design of PLA Picture cards	88,287	-
Fees to Process Documentation officer	5,03,687	-
Travel of Project Staff	1,64,754	-
Communication Expenses	18,277	-
Cost of Programme Person	9,33,960	-

**Administrative Expenses**

Office Running Cost	78,022	-
Fees to Accounts and Admin	51,000	-
Indirect Support Cost	1,89,072	-
Non-Recurring Expenses	72,049	-

**TOTAL Rs.**

**28,90,106 -**

**SCHEDULE [13] : Improving Nutritional Outcomes Among**  
**Project Funded By University College of London-Rushton Fund**  
**SCHEDULE [13.1] : " Empowerment, Food, Infection Control**  
**and Stimulation: an intervention to improve children's growth**  
**and development in rural India)"**

**Programme Expenses**

Stipend to Programme Staff	3,42,367	29,45,882
Training Expenses	-	39,320
Travel Cost	200	3,065
Printing of Questionnaires	-	46,830

**Administrative Expenses**

Office Cost	1,921	17,900
Bank Charges	-	1,455
Fuel Cost	2,100	16,120

**TOTAL Rs.**

**3,46,588 30,70,572**



**Project Funded By University College of London &  
UK Medical Research Council, UK and Public Health  
Foundation of India, India  
SCHEDULE [13.2] : "Community Intervention to Improve  
Growth among Children under Two in Rural"**

**Programme Expenses**

Field level staff training	3,89,241	2,89,733
Field Office Running Cost	2,79,064	1,59,525
Printing cost of Pictures cards		43,122
Programme Expenses	6,405	85,676
Fuel Cost	5,06,434	1,07,432
Field level Travel	4,92,291	1,10,914

**Stipend Cost:-**

Stipend to Intervention coordinators	2,47,368	89,600
Stipend to Intervention Supervisors	1,98,000	90,480
Stipend to Monitoring Coordinators	2,40,480	1,15,200
Stipend to Monitoring Supervisors	1,98,000	90,490
Stipend to Monitors	9,27,759	4,35,751
Stipend to Suposhan karyakarta	13,67,240	4,57,320
Stipend to Village Health Committee Coordinators	2,48,000	95,600
Stipend to Village Health Committee Supervisors	2,03,125	98,200
Incentive to Identifiers	64,560	-
Stipend to Survey Co-ordinators	2,14,827	-

**Personnel Cost**

Salary to Process Evaluation Manager	4,43,520	2,01,600
Salary to Trial Manager	4,43,520	2,01,600
Fees to Data entry officer	1,16,400	45,800
Fees to Data Manager	1,94,000	56,201
Fees to Health Service strengthening Manager	2,51,880	1,26,000
Fees to Monitoring Manager	4,30,080	1,95,384
Fees to Trial Manager	2,88,750	1,16,200
Fees to Districts Managers	4,25,700	4,70,500
Fees to Research Associates	82,000	-

**Administrative Expenses**

Institutional Support Cost	5,83,957	3,16,861
Office Running Cost	7,26,684	4,07,710
Fuel Cost	-	1,97,781

**Personnel Cost:-**

Salary to Project Director	8,36,000	4,27,500
Salary to Technical Manager	7,65,600	3,91,500
Salary to Finance Manager	4,43,520	2,01,600
Salary to Accounts officer	1,79,208	81,459
Fees to Administrative officer	95,040	50,922
Stipend to Admin Assistant	1,12,032	43,200
Stipend to administrative and maintenance assistant	1,50,524	-
Non-Recurring Expenses	1,11,900	8,53,243

**TOTAL Rs.**

**1,22,63,109**

**66,54,104**



**Project Funded By University College London - WISA**  
**SCHEDULE [13.3] : "Population Science for maternal and Child Survival"**

**Programme Expenses**

Capacity Building	5,70,665	4,54,671
Programme Expenses	9,606	49,717
Field Travel	-	1,75,011
Fuels	120	20,941
Field Office Running Cost	2,53,979	3,84,756

**Stipend Cost:-**

Stipend to Intervention coordinators	1,55,280	1,34,400
Stipend to Intervention Supervisors	1,32,000	1,35,746
Stipend to Monitoring Coordinators	1,65,120	1,72,800
Stipend to Monitoring Supervisors	1,32,000	1,35,736
Stipend to Monitors	5,99,469	6,53,623
Stipend to Suposhan karyakarta	8,84,276	6,85,980
Stipend to Village Health Committee Coordinators	1,60,800	1,44,400
Stipend to Village Health Committee Supervisors	1,31,286	1,47,300
Survey Co-ordinator	1,36,240	-

**Personnel cost:-**

Salary to Process Evaluation Manager	2,95,680	3,02,400
Salary to Trial Manager	2,95,680	3,02,400
Fees to Programme Person	7,26,000	6,60,000
Fees to Data entry officer	75,600	68,700
Fees to Data Manager	1,26,000	84,301
Fees to Health Service strengthening Manager	2,07,150	1,89,000
Fees to Monitoring Manager	2,75,520	2,93,076
Fees to Trial Manager	1,84,800	1,74,300
Fees for Training & Manual Development	3,30,000	2,25,000

**Administrative Expenses**

Office running cost	2,53,902	4,56,343
Fuel	-	27,234
Institutional Support Cost	4,23,193	3,67,467
Audit Expenses	71,186	-
Bank Charges	12,899	-

**Stipend Cost**

Stipend to Admin Assistant	63,360	64,800
----------------------------	--------	--------

**Personnel cost**

Salary to Project Director	4,18,000	4,27,500
Salary to Technical Manager	3,82,800	3,91,500
Salary to Finance Manager	2,95,680	3,02,400
Salary to Accounts officer	1,19,472	1,22,184
Fees to Admin officer	74,688	76,383
Stipend to administrative and maintenance assistant	3,13,442	2,57,670


**Non Recurring Expenses**

	86,490	8,80,838
--	--------	----------

**TOTAL Rs.**

**83,62,383**

**89,68,577**



**SCHEDULE [14] : Improving Health indicators for rural poor: "Initiative for transparent and accountable governance systems in Jharkhand"**

**Project Funded by Welthungerhilfe(WHH)**

**SCHEDULE [14.1] : "Initiative for transparent and accountable governance systems in Jharkhand"**

**Programme Expenses**

Vehicle Cost- Hiring and Running	18,844	38,542
Communication	26,695	2,342
Project Planning, Review & State Level Advocacy	1,38,277	1,28,651
Travel of Project Staff	80,573	26,205
IEC Material	8,122	-
Workshops Expenses	1,95,977	-

**Personnel Cost**

Fees to Programme Officers	7,66,771	77,715
Fees to Team Leader	3,30,000	82,500

**Administrative Expenses**

Office Running Cost	23,024	2,225
Consumables- Office Supplies	15,596	5,567

**Non Recurring Expenses**

	24,056	13,200
--	--------	--------

**TOTAL Rs.**

**16,27,935**

**3,76,947**

**SCHEDULE [15] :Improving services for homeless people in Jharkhand**

**Project Funded by Oak Foundation**

**SCHEDULE [15.1] : "Right to the city: Assuring services to the poor and homeless: Food & nutrition services"**

**Programme Expenses**

Material Design and Layout	53,975	-
Training for CBOs	75,172	-
Interagency meeting with CSOs	88,209	-
Contingency	15,750	-
Quarterly Programme Review	48,496	-
Training of Local CSO's	1,32,390	-

**Personnel Cost**

Fees-Research Assistant-1	2,46,133	54,667
Fees-Research Assistant-2	2,44,000	51,333
Fees-Consultant for Govt. Liason	6,15,000	1,50,000
Fees-Coordinator-Urban Development	7,38,000	1,80,000
Fees-Documentation Officer	4,27,000	75,833
Fees-District Coordinator	3,30,967	-
Stipend to Field Staff	3,18,800	-
Fellow Adhikar Sathi	65,926	-
Travel State Advisor	1,84,425	53,458
Travel-Research Assistant	69,146	13,230
Travel for cross Learning	67,462	-
Travel to District	32,506	-
Field Office Running Cost	-	27,675
Monthly Review with Field Staff	21,136	8,003
Travel-Coordinator & Field Staff	52,377	1,981

**Field Office Running Cost**

Office Rent	1,86,000	45,000
Maintenance and House Keeping	55,718	20,760
Telephone, Internet & Stationery	75,505	13,832
Water & Electricity	28,909	5,328



Office Support Cost	1,81,901	1,500
Postage and Communication	63,165	5,645
<b><u>Administrative Expenses</u></b>		
<b><u>Personnel Cost</u></b>		
External Audit	8,562	-
Ekjut Core Support	3,52,500	90,000
Fees to Accountant	2,40,000	48,000
Stipend- Office Assistant	1,84,333	38,334
Non-Recurring Expenses	82,990	3,68,928
<b>TOTAL Rs.</b>	<b>52,86,451</b>	<b>12,53,507</b>

**SCHEDULE [16] :Securing Tribal Livelihoods in Orissa**

**Project Funded By LEAD INDIA**

**SCHEDULE [16.1] : "Securing Tribal Livelihoods in Orissa"**

**Programme Expenses**


SHG training on Alternate Livelihood	12155	18,814
Development of Formation Plot and Input	1,84,593	31,606
Awareness for Health & Sanitation	1,71,135	2,600
Local Travel	1,09,768	75,710
Occupational Therapy Assessment	97,431	-
Promotion of Alternative Livelihood	4,81,707	-
Other Programme Cost	2,80,729	1,63,176
Formation & Strengthening of Livelihood of SHG	4,930	12,695

**Personnel Cost**

Fees to Field Officer	2,98,680	2,71,524
Stipend to Facilitators	2,03,280	1,84,800
Stipend to Resource Volunteers	1,70,400	93,000

**Administrative Expenses**

Fees to Account Person	49,800	-
Overhead Cost	1,25,149	71,069
<b>TOTAL Rs.</b>	<b>21,89,757</b>	<b>9,24,994</b>



# EKJUT

E-303, Yamuna Apartments, Alaknanda, New Delhi - 110 019

Schedule: 03 FIXED ASSETS (FOREIGN PROJECTS)

DESCRIPTION	GROSS BLOCK		DEPRECIATION		WRITTEN DOWN		RATE OF DEPRN
	As At 01.04.14	As At 31.03.15	UPTO 31.03.14	UPTO 31.03.14	UPTO 31.03.14	UPTO 31.03.15	
	As At 01.04.14	As At 31.03.15	UPTO 31.03.14	UPTO 31.03.14	UPTO 31.03.14	UPTO 31.03.15	AS AT 31.03.14
<i>Asset out of Grant fund</i>							
Laptop, Computer & Peripherals	2,756,743	2,984,753	2,318,898	369,363	2,688,261	296,492	437,845
Longitudinal Cohort Follow up Equipment	1,241,715	1,241,715	592,692	97,354	690,046	551,670	649,024
Air Conditioner	134,019	134,019	75,039	8,847	83,886	50,133	58,980
Bicycle	46,339	46,339	22,361	3,597	25,958	20,381	23,978
Dicaphones	29,100	46,800	11,540	3,961	15,501	31,299	17,560
Printers	114,300	123,950	49,633	11,148	60,781	63,169	64,667
Vehicle	1,195,382	1,195,382	818,025	56,604	874,629	320,753	377,357
Mopeds	1,068,215	1,018,645	607,420	66,831	639,935	378,710	460,795
Digital Camera	151,440	170,190	74,491	14,355	88,846	81,344	76,949
Motor Bike	1,756,664	1,721,309	875,704	180,916	979,454	741,855	880,960
Furniture & Fixtures	591,178	618,123	239,056	37,907	276,963	341,160	352,122
Inverter, Generator & Power Backup	465,382	500,682	207,588	43,964	251,552	249,130	257,794
Electrical Appliances	88,892	126,572	25,830	13,665	39,495	87,077	63,062
Voice Recorder & Head Phone	8,200	8,200	1,753	967	2,720	5,480	6,447
Weighing scale Tanita BDS90	264,797	264,797	39,720	33,762	73,482	191,315	225,077
Weighing Scale SECA 213	212,925	212,925	20,568	28,854	49,422	163,503	192,357
Mobile	270,249	310,149	40,537	40,442	80,979	229,170	229,712
LCD Projector	116,778	116,778	52,601	9,627	62,228	54,550	64,177
<i>Asset Received in Kind*</i>							
Furniture & Fixtures	15,721	15,721	2,280	1,344	3,624	12,097	13,441
Shorr Board	762,000	762,000	114,300	97,165	211,455	550,545	647,700
Printers	6,192	6,192	1,323	730	2,053	4,139	4,869
<b>TOTAL</b>	<b>11,296,231</b>	<b>11,625,241</b>	<b>6,191,360</b>	<b>1,071,393</b>	<b>7,201,270</b>	<b>4,423,971</b>	<b>5,104,871</b>

